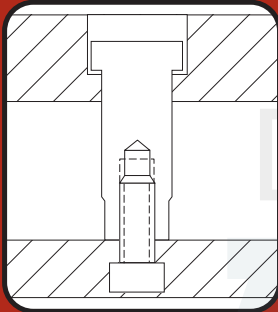


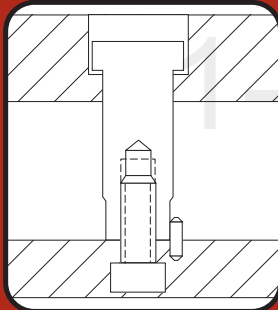
Ancor

PAD RETAINERS

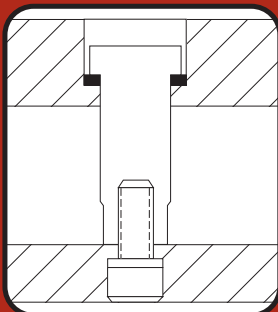
Flats hold with wrench



Flats hold with Locking Pin

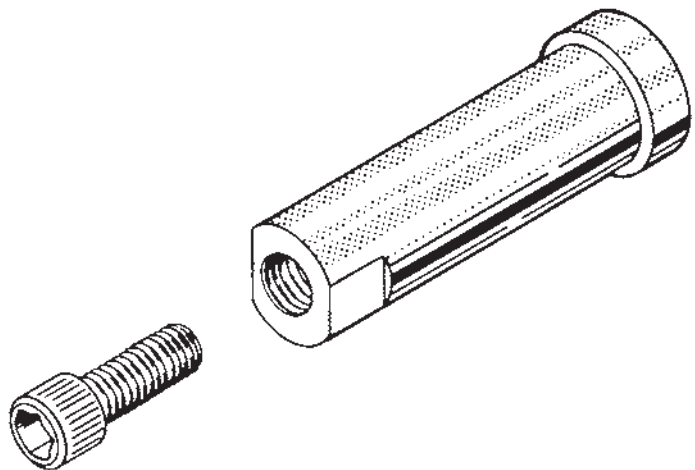


Holds with lock washer or nyloc screw



AVAILABLE IN:
Reversed Style, Locking Style,
and Counterbored Style.

- Increase safety and strength to your pad retention.
- Eliminate stripper bolts
- Quick and easy pad removal
- Well stocked
- Custom sizes available



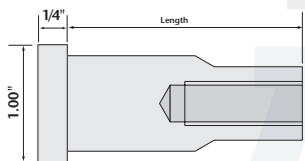


Reverse Style Pad Retainers

PR Series

0.75" DIAMETER 3/8-16 TAP

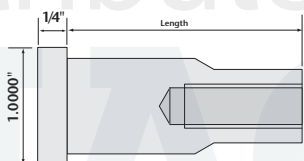
ITEM NUMBER	LENGTH
PRO-04	1.00
PRO-05	1.25
PRO-06	1.50
PRO-07	1.75
PRO-08	2.00
PRO-09	2.25
PRO-10	2.50
PRO-11	2.75
PRO-12	3.00
PRO-13	3.25
PRO-14	3.50
PRO-15	3.75
PRO-16	4.00
PRO-18	4.50
PRO-20	5.00
PRO-22	5.50
PRO-24	6.00



PR Series

0.8125" DIAMETER 5/16-18 TAP

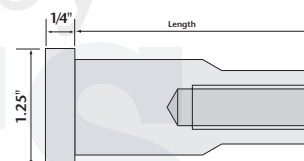
ITEM NUMBER	LENGTH
PROX-04	1.00
PROX-05	1.25
PROX-06	1.50
PROX-07	1.75
PROX-08	2.00
PROX-09	2.25
PROX-10	2.50
PROX-11	2.75
PROX-12	3.00
PROX-13	3.25
PROX-14	3.50
PROX-15	3.75
PROX-16	4.00
PROX-18	4.50
PROX-20	5.00
PROX-22	5.50
PROX-24	6.00



PR Series

1.00" DIAMETER 1/2-13 TAP

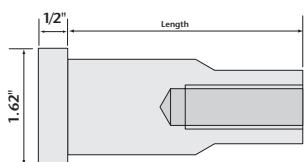
ITEM NUMBER	LENGTH
PR1-04	1.00
PR1-05	1.25
PR1-06	1.50
PR1-07	1.75
PR1-08	2.00
PR1-09	2.25
PR1-10	2.50
PR1-11	2.75
PR1-12	3.00
PR1-13	3.25
PR1-14	3.50
PR1-15	3.75
PR1-16	4.00
PR1-18	4.50
PR1-20	5.00
PR1-22	5.50
PR1-24	6.00



PR Series

1.25" DIAMETER 5/8-11 TAP

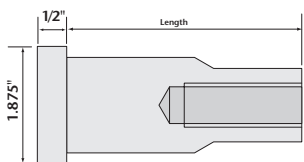
ITEM NUMBER	LENGTH
PR2-08	2.00
PR2-09	2.25
PR2-10	2.50
PR2-11	2.75
PR2-12	3.00
PR2-13	3.25
PR2-14	3.50
PR2-15	3.75
PR2-16	4.00
PR2-18	4.50
PR2-20	5.00
PR2-22	5.50
PR2-24	6.00



PR Series

1.50" DIAMETER 3/4-10 TAP

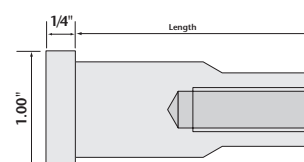
ITEM NUMBER	LENGTH
PR3-08	2.00
PR3-09	2.25
PR3-10	2.50
PR3-11	2.75
PR3-12	3.00
PR3-13	3.25
PR3-14	3.50
PR3-15	3.75
PR3-16	4.00
PR3-18	4.50
PR3-20	5.00
PR3-22	5.50
PR3-24	6.00



PT Series

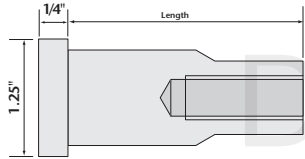
0.75" DIAMETER 5/16-18 TAP

ITEM NUMBER	LENGTH
PT0710	1.00
PT0711	1.25
PT0712	1.50
PT0713	1.75
PT0720	2.00
PT0721	2.25
PT0722	2.50
PT0723	2.75
PT0730	3.00
PT0731	3.25
PT0732	3.50
PT0733	3.75
PT0740	4.00
PT0742	4.50
PT0750	5.00
PT0752	5.50
PT0760	6.00

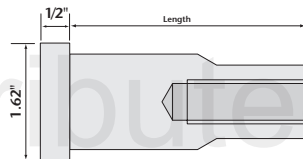


PT Series**1.00" DIAMETER
3/8-16 TAP**

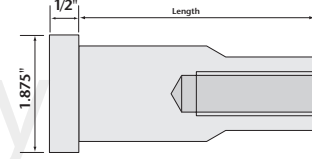
ITEM NUMBER	LENGTH
PT1010	1.00
PT1011	1.25
PT1012	1.50
PT1013	1.75
PT1020	2.00
PT1021	2.25
PT1022	2.50
PT1023	2.75
PT1030	3.00
PT1031	3.25
PT1032	3.50
PT1033	3.75
PT1040	4.00
PT1042	4.50
PT1050	5.00
PT1052	5.50
PT1060	6.00

**PT Series****1.25" DIAMETER
1/2-13 TAP**

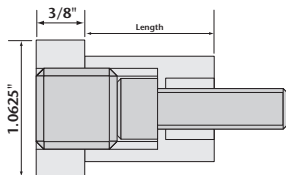
ITEM NUMBER	LENGTH
PT1111	1.25
PT1112	1.50
PT1113	1.75
PT1120	2.00
PT1121	2.25
PT1122	2.50
PT1123	2.75
PT1130	3.00
PT1131	3.25
PT1132	3.50
PT1133	3.75
PT1140	4.00
PT1142	4.50
PT1150	5.00
PT1152	5.50
PT1160	6.00

**PT Series****1.50" DIAMETER
5/8-11 TAP**

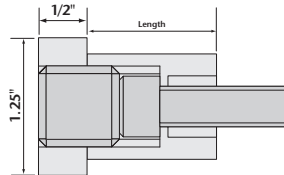
ITEM NUMBER	LENGTH
PT1212	1.50
PT1213	1.75
PT1220	2.00
PT1221	2.25
PT1222	2.50
PT1223	2.75
PT1230	3.00
PT1231	3.25
PT1232	3.50
PT1233	3.75
PT1240	4.00
PT1242	4.50
PT1250	5.00
PT1252	5.50
PT1260	6.00

**Locking Style Pad Retainers****PLF Series****0.8125" DIAMETER
WITH FLATS
5/16-18 SHCS**

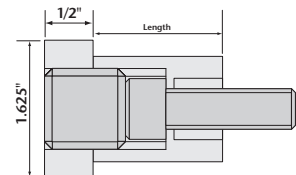
ITEM NUMBER	LENGTH
PLF60810	1.00
PLF60811	1.25
PLF60812	1.50
PLF60813	1.75
PLF60820	2.00
PLF60821	2.25
PLF60822	2.50
PLF60823	2.75
PLF60830	3.00
PLF60831	3.25
PLF60832	3.50

**PLF Series****1.00" DIAMETER
WITH FLATS
3/8-16 SHCS**

ITEM NUMBER	LENGTH
PLF61010	1.00
PLF61011	1.25
PLF61012	1.50
PLF61020	2.00
PLF61021	2.25
PLF61022	2.50
PLF61013	2.75
PLF61030	3.00
PLF61031	3.25
PLF61032	3.50
PLF61033	3.75
PLF61040	4.00
PLF61042	4.50
PLF61050	5.00
PLF61052	5.50
PLF61060	6.00

**PLF Series****1.25" DIAMETER
WITH FLATS
1/2-13 SHCS**

ITEM NUMBER	LENGTH
PLF61110	1.00
PLF61111	1.25
PLF61112	1.50
PLF61113	1.75
PLF61120	2.00
PLF61121	2.25
PLF61122	2.50
PLF61123	2.75
PLF61130	3.00
PLF61131	3.25
PLF61132	3.50
PLF61133	3.75
PLF61140	4.00
PLF61142	4.50
PLF61150	5.00
PLF61152	5.50
PLF61160	6.00



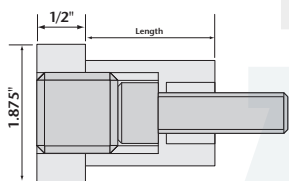


Locking Style Pad Retainers

PLF Series

1.50" DIAMETER WITH FLATS 5/8-11 SHCS

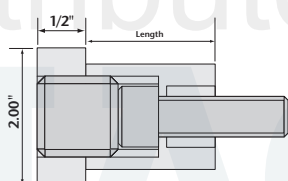
ITEM NUMBER	LENGTH
PLF61211	1.25
PLF61212	1.50
PLF61213	1.75
PLF61220	2.00
PLF61221	2.25
PLF61222	2.50
PLF61223	2.75
PLF61230	3.00
PLF61231	3.25
PLF61232	3.50
PLF61233	3.75
PLF61240	4.00
PLF61242	4.50
PLF61250	5.00
PLF61252	5.50
PLF61260	6.00



PLF Series

1.62" DIAMETER WITH FLATS 3/4-10 SHCS

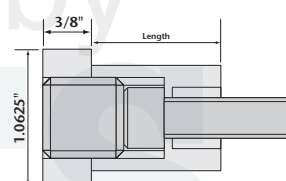
ITEM NUMBER	LENGTH
PLF61312	1.50
PLF61313	1.75
PLF61320	2.00
PLF61321	2.25
PLF61322	2.50
PLF61323	2.75
PLF61330	3.00
PLF61331	3.25
PLF61332	3.50
PLF61333	3.75
PLF61340	4.00
PLF61342	4.50
PLF61350	5.00
PLF61352	5.50
PLF61360	6.00



PL Series

0.8125" DIAMETER WITH KNURL 5/16-18 SHCS

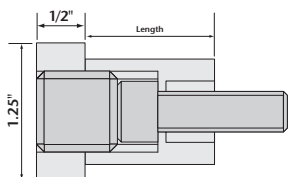
ITEM NUMBER	LENGTH
PL60810	1.00
PL60811	1.25
PL60812	1.50
PL60813	1.75
PL60820	2.00
PL60821	2.25
PL60822	2.50
PL60823	2.75
PL60830	3.00
PL60831	3.25
PL60832	3.50



PL Series

1.00" DIAMETER WITH KNURL 3/8-16 SHCS

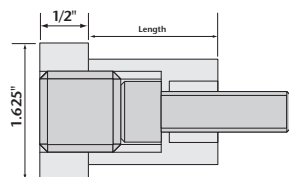
ITEM NUMBER	LENGTH
PL61010	1.00
PL61011	1.25
PL61012	1.50
PL61013	1.75
PL61020	2.00
PL61021	2.25
PL61022	2.50
PL61023	2.75
PL61030	3.00
PL61031	3.25
PL61032	3.50
PL61033	3.75
PL61040	4.00
PL61042	4.50
PL61050	5.00
PL61052	5.50
PL61060	6.00



PL Series

1.25" DIAMETER WITH KNURL 1/2-13 SHCS

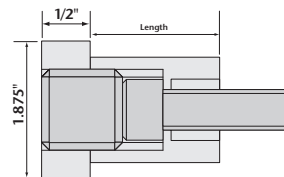
ITEM NUMBER	LENGTH
PL61110	1.00
PL61111	1.25
PL61112	1.50
PL61113	1.75
PL61120	2.00
PL61121	2.25
PL61122	2.50
PL61123	2.75
PL61130	3.00
PL61131	3.25
PL61132	3.50
PL61133	3.75
PL61140	4.00
PL61142	4.50
PL61150	5.00
PL61152	5.50
PL61160	6.00



PL Series

1.50" DIAMETER WITH KNURL 5/8-11 SHCS

ITEM NUMBER	LENGTH
PL61211	1.25
PL61212	1.50
PL61213	1.75
PL61220	2.00
PL61221	2.25
PL61222	2.50
PL61223	2.75
PL61230	3.00
PL61231	3.25
PL61232	3.50
PL61233	3.75
PL61240	4.00
PL61242	4.50
PL61250	5.00
PL61252	5.50
PL61260	6.00



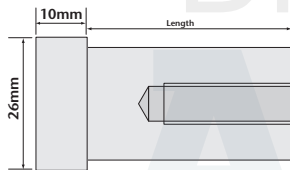


Metric Pad Retainers

Reversed Style Spool

20mm DIAMETER M8 TAP

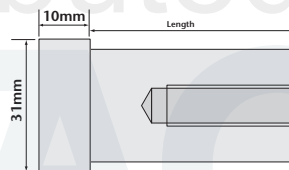
ITEM NUMBER	LENGTH
MPT02040	40
MPT02045	45
MPT02050	50
MPT02055	55
MPT02060	60
MPT02065	65
MPT02070	70
MPT02080	80
MPT02090	90
MPT20100	100
MPT20110	110
MPT20120	120
MPT20130	130
MPT20140	140
MPT20150	150



Reversed Style Spool

25mm DIAMETER M10 TAP

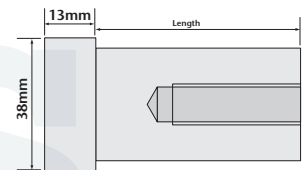
ITEM NUMBER	LENGTH
MPT02540	40
MPT02545	45
MPT02550	50
MPT02555	55
MPT02560	60
MPT02565	65
MPT02570	70
MPT02580	80
MPT02590	90
MPT25100	100
MPT25110	110
MPT25120	120
MPT25130	130
MPT25140	140
MPT25150	150



Reversed Style Spool

32mm DIAMETER M12 TAP

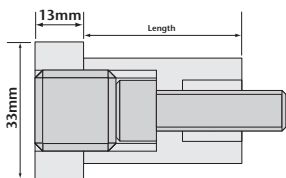
ITEM NUMBER	LENGTH
MPT03240	40
MPT03245	45
MPT03250	50
MPT03255	55
MPT03260	60
MPT03265	65
MPT03270	70
MPT03280	80
MPT03290	90
MPT32100	100
MPT32110	110
MPT32120	120
MPT32130	130
MPT32140	140
MPT32150	150



Locking Style Spool

25mm DIAMETER 5/16-18 TAP

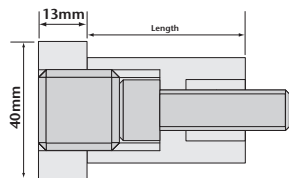
ITEM NUMBER	LENGTH
MPL02540	40
MPL02545	45
MPL02550	50
MPL02555	55
MPL02560	60
MPL02565	65
MPL02570	70
MPL02580	80
MPL02590	90
MPL25100	100
MPL25110	110
MPL25120	120
MPL25130	130
MPL25140	140
MPL25150	150



Locking Style Spool

32mm DIAMETER 5/16-18 TAP

ITEM NUMBER	LENGTH
MPL03240	40
MPL03245	45
MPL03250	50
MPL03555	55
MPL03260	60
MPL03265	65
MPL03270	70
MPL03580	80
MPL03290	90
MPL32100	100
MPL32110	110
MPL32120	120
MPL32130	130
MPL32140	140
MPL32150	150



• Amcor Pad Retainers are made from **12L14CRS**.

• File hardened to a case depth of **.005/.010**.

• Tensile strength is greater than **70,000** PSI, but less than **85,000**.

• Rockwell rating is **C-60** or better.

• Tolerances
Length: $\pm .005$
Diameter: $\begin{matrix} +.000 \\ -.002 \end{matrix}$

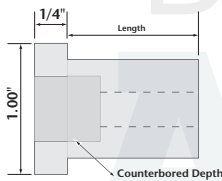


Counterbored Pad Retainers

PC Series

0.75" DIAMETER 5/16" SCREW SIZE

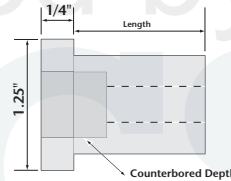
ITEM NUMBER	LENGTH	COUNTERBORED DEPTH
PC1000	1.00	.50
PC1250	1.25	.50
PC1500	1.50	.50
PC1750	1.75	.50
PC2000	2.00	.50
PC2250	2.25	.50
PC2500	2.50	.50
PC2750	2.75	.50
PC3000	3.00	.50
PC3250	3.25	.50
PC3500	3.50	.75
PC3750	3.75	1.00
PC4000	4.00	1.25
PC4500	4.50	1.75
PC5000	5.00	2.25
PC5500	5.50	2.25
PC6000	6.00	2.50



PRC Series

1.00" DIAMETER 3/8" SCREW SIZE

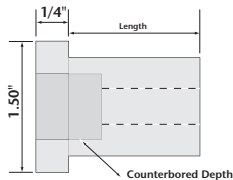
ITEM NUMBER	LENGTH	COUNTERBORED DEPTH
PRC1000	1.00	.50
PRC1250	1.25	.50
PRC1500	1.50	.50
PRC1750	1.75	.50
PRC2000	2.00	.50
PRC2250	2.25	.50
PRC2500	2.50	.50
PRC2750	2.75	.50
PRC3000	3.00	.50
PRC3250	3.25	.50
PRC3500	3.50	.75
PRC3750	3.75	1.00
PRC4000	4.00	1.25
PRC4500	4.50	1.75
PRC5000	5.00	2.25
PRC5500	5.50	2.25
PRC6000	6.00	2.50



XPC Series

1.25" DIAMETER 1/2" SCREW SIZE

ITEM NUMBER	LENGTH	COUNTERBORED DEPTH
XPC1500	1.50	.625
XPC1750	1.75	.625
XPC2000	2.00	.625
XPC2250	2.25	.625
XPC2500	2.50	.625
XPC2750	2.75	.625
XPC3000	3.00	.625
XPC3250	3.25	.625
XPC3500	3.50	.75
XPC3750	3.75	1.00
XPC4000	4.00	1.25
XPC4500	4.50	1.75
XPC5000	5.00	2.25
XPC5500	5.50	2.25
XPC6000	6.00	2.50



DISTRIBUTED BY:

1-800-968-6868

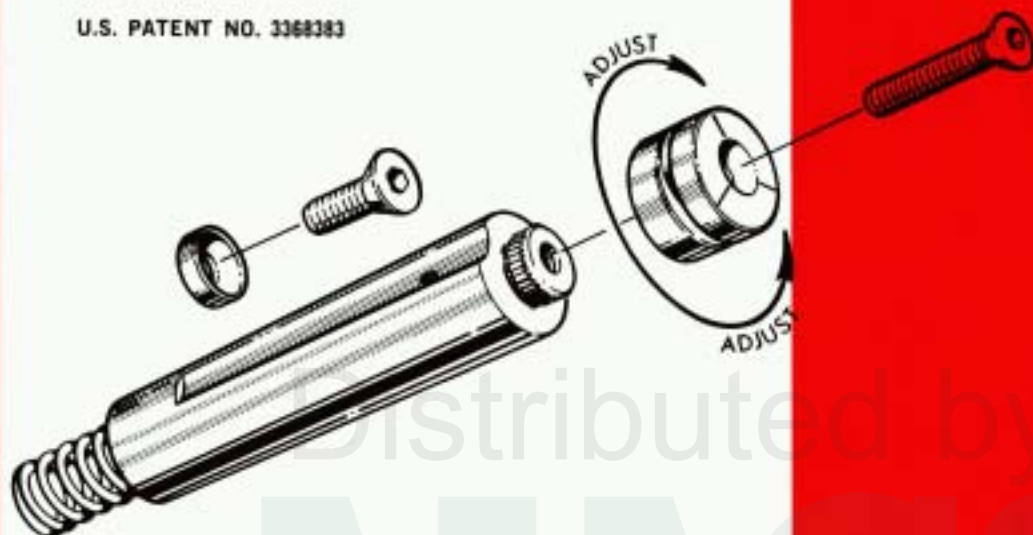


Applied Mechanics Corporation
 14200 Ironwood Drive N.W.
 Grand Rapids, MI 49544
 Toll Free: 800-572-0141
 Toll Free Fax: 866-677-5969
 Internet: www.amcortooling.com
 E-mail: amcor@iserv.net



ADJUSTABLE STOCK LIFTERS

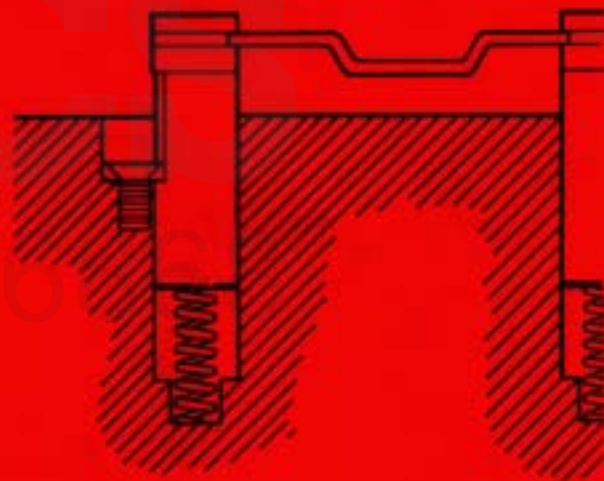
U.S. PATENT NO. 3368383



**RUGGED
PRECISION
LONG LIFE
ADJUSTABLE**

- HARDENED & PRECISION GROUND
- INTERCHANGEABLE - REPLACEABLE HEADS
- ENGINEERED SPRINGS FOR UNIFORM LOADS AND LONG LIFE
- ADJUSTABLE GUIDE SLOT - ONE BORE LOCATION
- MINIMUM SPRING DEPTH - RELATIVE TO STROKE
- STOCKED - NATIONWIDE DISTRIBUTION
- ADAPTERS - FOR CUSTOM RAILS
- MARKED FOR EASY ALIGNMENT
- VENTED

DISTRIBUTED BY



Manufactured by

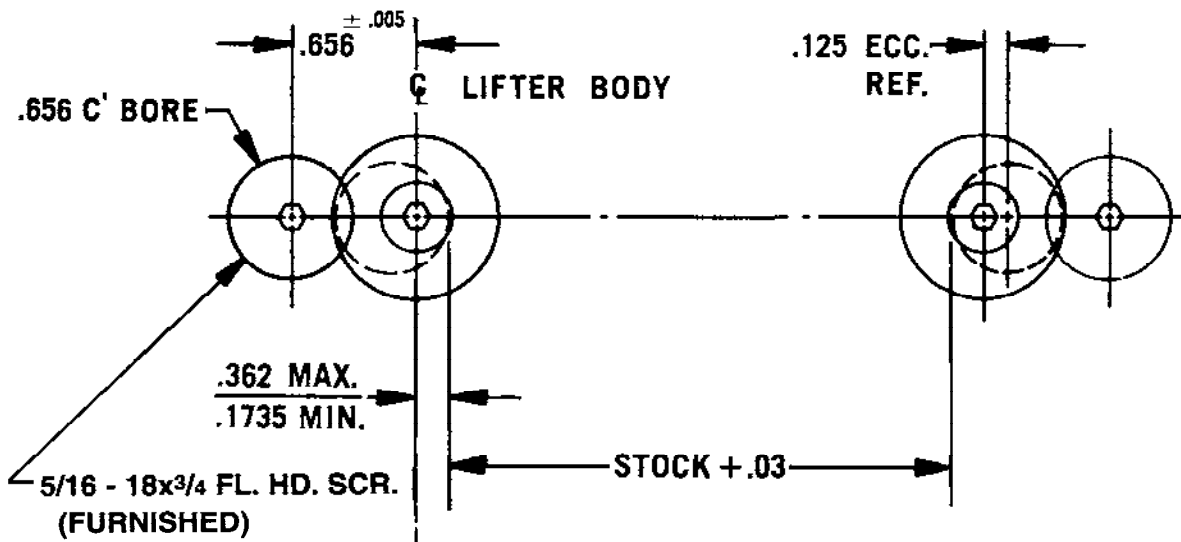
APPLIED MECHANICS CORP.

14200 IRONWOOD DRIVE, GRAND RAPIDS, MICHIGAN 49504
616-677-1355 FAX 616-677-5969

SEE FOLLOWING PAGES FOR FULL SCALE TRACING TEMPLATES

PRINTED IN U.S.A.

FULL SCALE

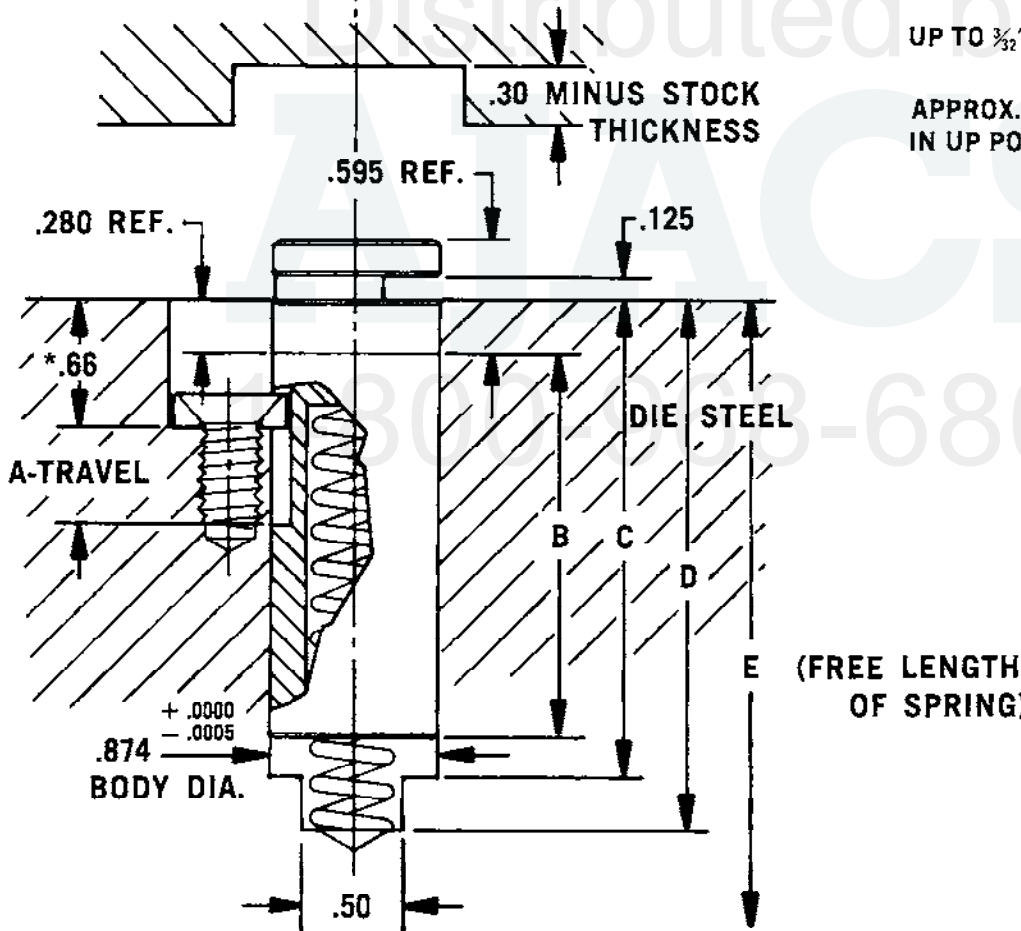


MODEL-SLA

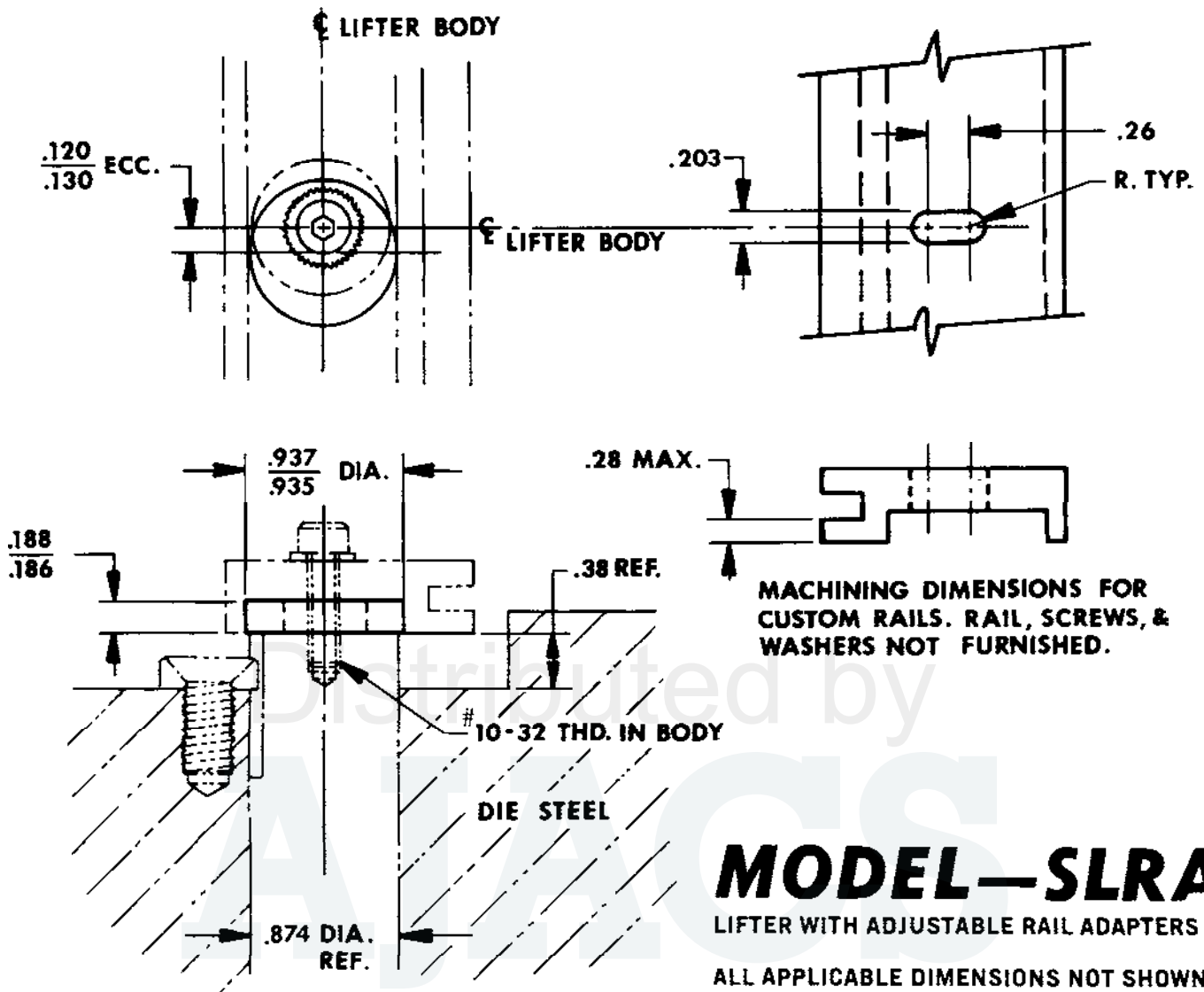
STANDARD ADJUSTABLE STOCK LIFTER

UP TO $3/32$ " THICK STOCK

APPROX. 8# LIFTING PRESSURE
IN UP POSITION



*DEPTH IS FOR STANDARD TRAVEL INCREMENTS OF $1/4$ INCH
INCREASE DEPTH TO DECREASE TRAVEL BETWEEN STANDARD SIZES



MODEL—SLRA

LIFTER WITH ADJUSTABLE RAIL ADAPTERS

ALL APPLICABLE DIMENSIONS NOT SHOWN — SAME AS STD. STOCK LIFTER

1-800-968-6868

MODEL NO. (STD)	MODEL NO. (RAIL)	A	B	C	D	E	STD. MODEL HEAD
SLA - .50	SLRA - .50	.50	2.00	2.44	2.78	3.00	SLA - .50 H
" - .75	" - .75	.75	2.25	2.69	3.22	3.75	" - .75 H
" - 1.00	" - 1.00	1.00	2.50	2.94	3.75	4.62	" - 1.00 H
" - 1.25	" - 1.25	1.25	2.75	3.19	4.28	5.50	" - 1.25 H
" - 1.50	" - 1.50	1.50	3.00	3.44	4.81	6.38	" - 1.50 H
" - 1.75	" - 1.75	1.75	3.25	3.69	5.34	7.25	" - 1.75 H
" - 2.00	" - 2.00	2.00	3.50	3.94	5.78	8.00	" - 2.00 H
" - 2.50	" - 2.50	2.50	4.00	4.44	5.78	8.00	" - 2.50 H

WHEN ORDERING — SPECIFY QUANTITY AND COMPLETE MODEL OR PART NO.

WHEN ORDERING REPLACEMENT HEADS ONLY — GIVE MODEL NO.
COMPLETE WITH SUFFIX "H" AS SHOWN

EACH LIFTER COMES PACKAGED COMPLETE — BODY, HEAD (OR RAIL ADAPTER), SPRING, SCREWS & RETAINER



PLUNGER PINS

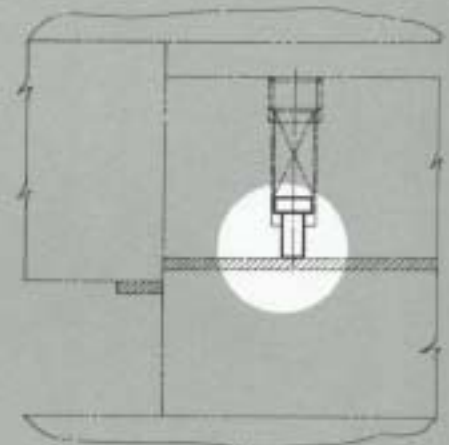
ECONOMICAL, VERSATILE, STURDY SPRING PINS.
FOR USE AS OIL SEAL BREAKER PINS, STRIPPER
PINS AND MANY OTHER APPLICATIONS.



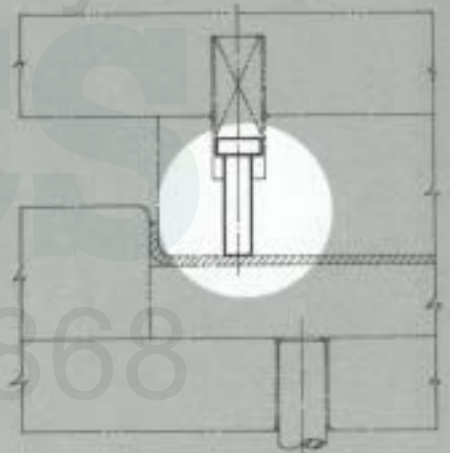
LENGTH OF PINS CAN
BE CUT TO SUIT APPLICATION
MADE OF CRS—CASE HARDENED AND GROUND

ITEM NO.	B BODY DIA.	H HEAD DIA.	T HEAD HGT.	L LENGTH
PP-1	3/32	3/16	1/8	1 1/2
PP-1A	1/8	1/4	1/8	1 1/2
PP-2	1/4	3/8	3/16	1 1/2
PP-2A	5/16	1/2	3/16	2 1/2
PP-3	3/8	1/2	3/16	2 1/2
PP-3A	7/16	11/16	1/4	2 1/2
PP-4	1/2	5/8	1/4	2 1/2

NOTE: DIAMETERS GIVEN ARE NOMINAL,
ACTUAL BODY DIAMETERS ARE
GROUND $-.002$ TO $-.0025$ UNDER NOR-
MAL SIZES. HEAD DIAMETERS ARE
 $-.003$ TO $-.007$ UNDER SIZES GIVEN.



USED AS OIL SEAL BREAKER



USED AS STRIPPER PIN

TYPICAL APPLICATIONS

DISTRIBUTED BY

PACKED TWELVE PER BOX
SOLD IN FULL BOXES ONLY
ORDER BY STOCK NUMBER

SEE SEPARATE PRICE SCHEDULE

Manufactured by

APPLIED MECHANICS CORP.

14200 IRONWOOD DRIVE, N.W. • GRAND RAPIDS, MI 49504
616-677-1355 • FAX 616-677-5969

PRINTED IN U.S.A.



ROLLER STOCK PUSHER


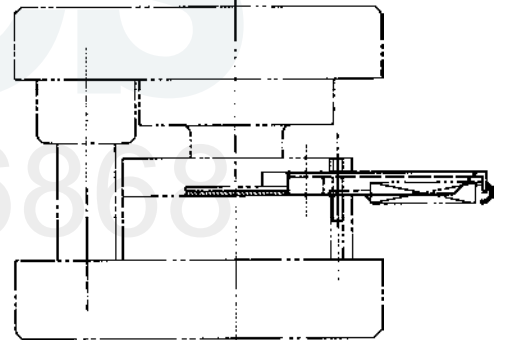
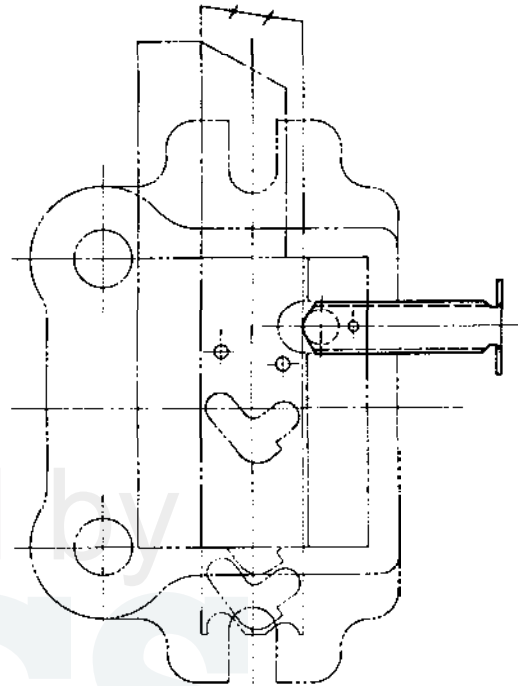
FOR POSITIVE STOCK ALIGNMENT IN DIES AND FIXTURES

Amcor Pushers are precision made production models of high grade materials. Engineered for adaptability to all work needing accurate stock alignment such as in blanking, compound, and progressive dies. Eliminates the old hand made bench models—increases production and quality of work.

with these

5 IMPORTANT advantages

- 1** **LOW COST**—costs only a fraction of hand made pushers
- 2** **SIMPLICITY OF INSTALLATION** — requires milling of one slot and drilling of one hole
- 3** **COMPACT**—engineered and manufactured for minimum space requirements
- 4** **ANTI-FRICTION**—hardened roller on brass shaft requires minimum effort to insert and feed stock
- 5** **MINIMUM DIE MAINTENANCE** — no refitting necessary when die is sharpened . . . increases pilot life



Manufactured by

APPLIED MECHANICS CORP.

14200 IRONWOOD DRIVE, N.W. • GRAND RAPIDS, MI 49544
616-677-1355 • FAX 616 677-5989

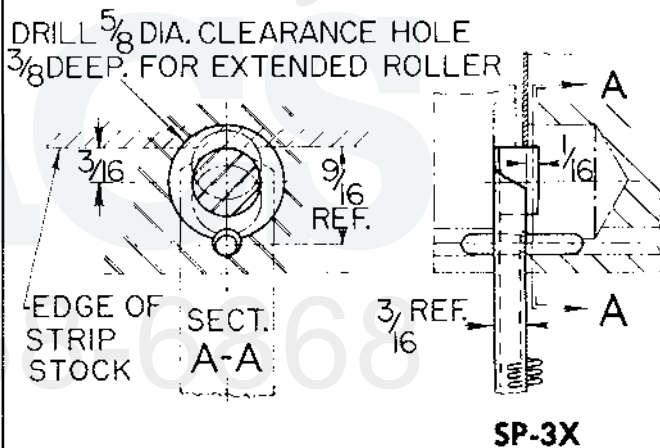
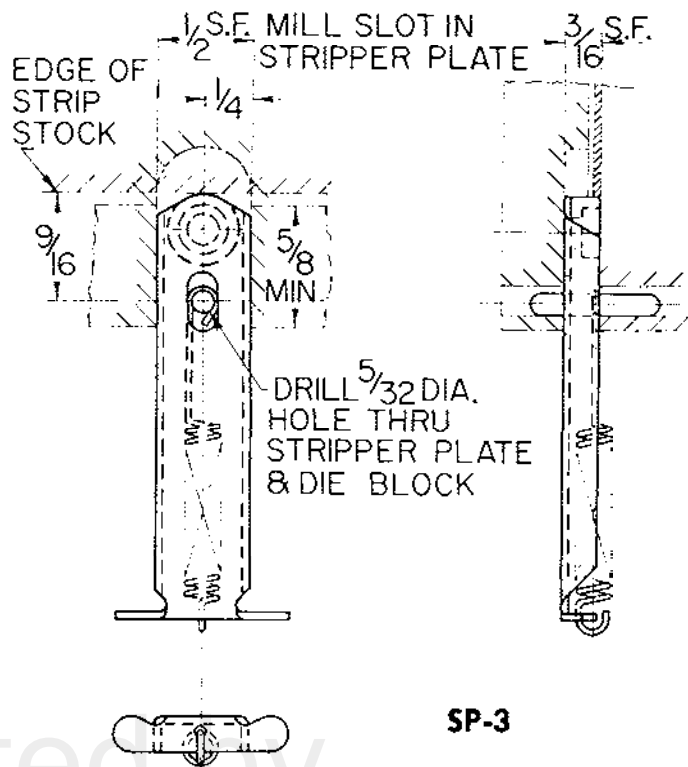
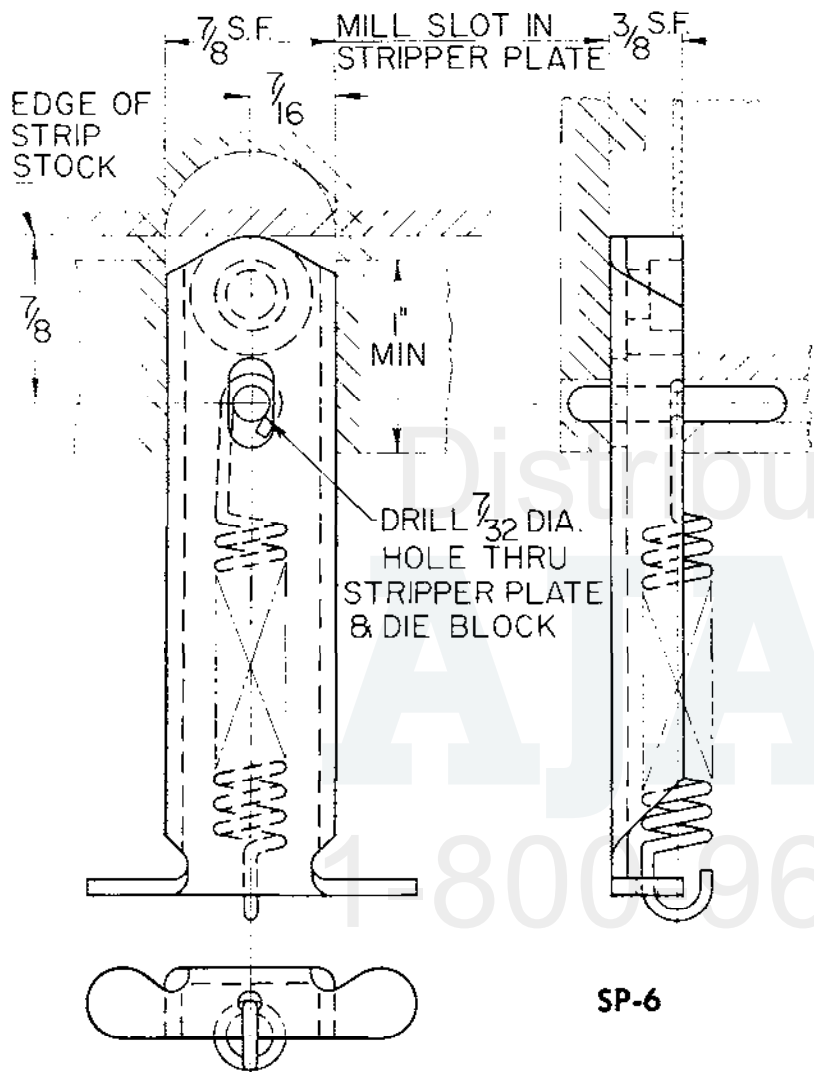
SEE REVERSE SIDE FOR TRACING TEMPLATES AND INSTALLATION INSTRUCTIONS



ROLLER STOCK PUSHER

FULL SCALE TRACING TEMPLATES AND
INSTALLATION INSTRUCTIONS

- TO INSTALL— 1—MILL SLOT AS SHOWN.
2—DRILL HOLE FOR RETAINER PIN.



Same as SP-3 except with Extended Roller for
Running Light Gage Stock.

ORDER BY STOCK NUMBER

STOCK NO.	APPROX. LBS. PRESSURE
SP-6-25	2.5
SP-6-50	5.0
SP-6-110	11.0
SP-6-180	18.0
SP-3-5	.5
SP-3-15	1.5
SP-3-45	4.5
SP-3-90	9.0
SP-3X-5	.5
SP-3X-15	1.5
SP-3X-45	4.5

SEE SEPARATE PRICE SCHEDULE

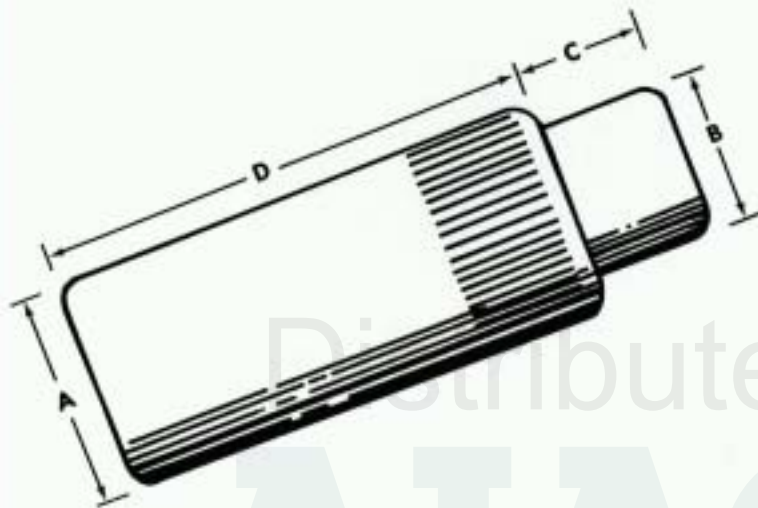
APPLIED MECHANICS CORP.

D I S T R I B U T E D B Y

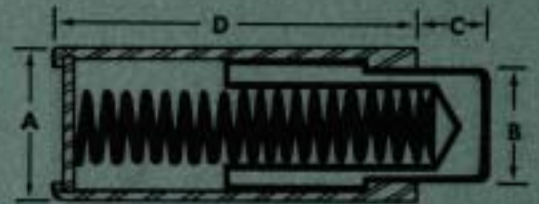
14200 IRONWOOD DRIVE, N.W. • GRAND RAPIDS, MI 49544
616-677-1355 • FAX 616-677-5969

PRINTED IN U.S.A.

Amcor DIE STOP PINS



- DRILL & REAM HOLE
- PRESS IN PLACE
- RUGGED
- CASE HARDENED PIN
- SIMPLICITY OF INSTALLATION
- CAD PLATED – NO RUST
- COMPACT – MIN. SPACE REQ'D
- NUMEROUS APPLICATIONS



STOCK NO.	A	B	C	D	APPROX END PRESSURE
DSP-2	1/2	3/8	1/4	1-1/8	3-1/2 lbs.
DSP-4	3/8	1/4	3/16	25/32	3 lbs.
DSP-6	5/16	3/16	3/16	9/16	2-1/2 lbs.
DSP-8	1/4	5/32	1/8	1/2	1-1/4 lbs.



ACTUAL SIZE

DISTRIBUTED BY

Packed Twelve Per Package
Sold in Full Packs Only
Order by Stock Number

SEE SEPARATE PRICE SCHEDULE

Manufactured by
APPLIED MECHANICS CORP.
14200 IRONWOOD DRIVE, N.W. • GRAND RAPIDS, MI 49504
616-677-1355 • FAX 616-677-5969

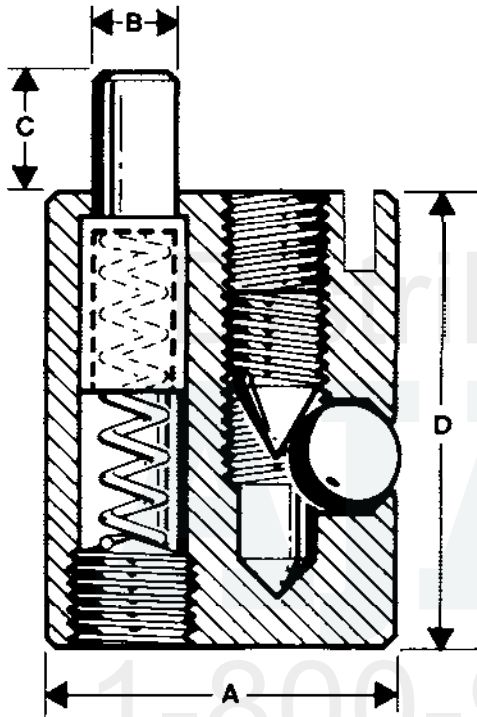
SEE SEPARATE PRICE SCHEDULE.



ECCENTRIC GAUGE STOPS

FOR POSITIVE ON-PRESS ADJUSTMENTS

- DRILL & REAM HOLE
- DROP IN PLACE
- REVOLVE TO ADJUST
- SLOT TO ASSIST IN ADJUSTMENT
- SET SCREW TO LOCK
- CASE HARDENED PIN



Item No.	A	B	C	D	MAX. ADJ.
EGS - 1	.499	.156	.156	.750	.218
EGS - 2	.748	.187	.187	1.000	.375
EGS - 3	.998	.250	.312	1.312	.500
EGS - 4	1.240	.375	.500	1.312	.500
EGS - 5	1.240	.500	1.000	2.000	.625



DISTRIBUTED BY

**ORDER BY ITEM NUMBER
SEE SEPARATE PRICE SCHEDULE**

MADE IN U.S.A

Manufactured by
APPLIED MECHANICS CORP.

14200 Ironwood Drive, N.W., Grand Rapids, Michigan 49544-1094
Telephone: 800-572-0141 Fax: 616-677-5969



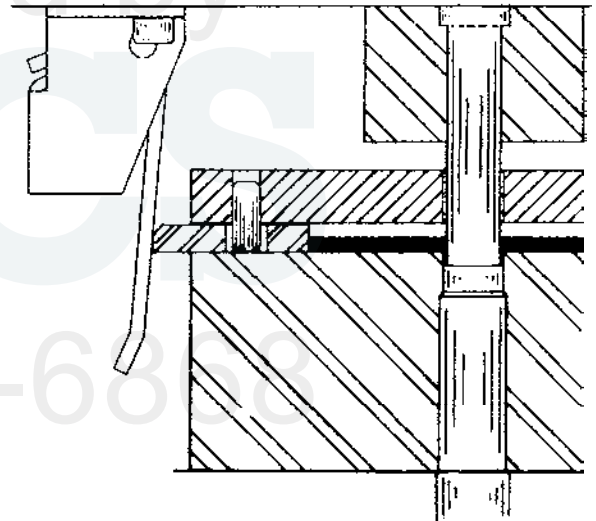
*MATERIAL POSITIONER/RELEASE #12



ITEM NO.
MPR-12

ORDER BY STOCK NUMBER
SEE SEPARATE PRICE SCHEDULE

- **AUTOMATICALLY PUSHES MATERIAL TO POSITIVE LOCATION AS DIE CLOSES VIA SLIDE (Not Furnished)**
- **AS THE DIE IS OPENED THE MATERIAL IS RELEASED FOR EASY FEEDING OF STOCK STRIP**



- **ADJUST ARM TO PRESSURE DESIRED, 2 TO 20 lbs.**
- **.06 CENTER PUNCH FOR OPTIONAL DOWELLING 2 PLACES ON BASE**
- **1/4-20 x 1/2 SOC. HD. SCREW FURNISHED (2) DOWELS AND SLIDE NOT FURNISHED**

TRACING TEMPLATES ON REVERSE SIDE
*PATENT PENDING

DISTRIBUTED BY

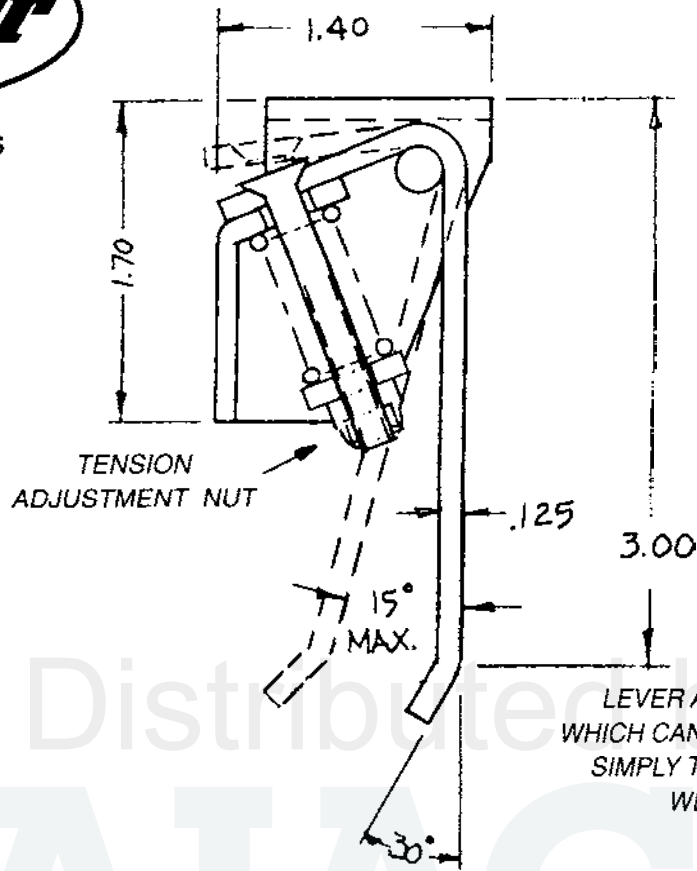
MADE IN U.S.A.

Manufactured by
APPLIED MECHANICS CORP.

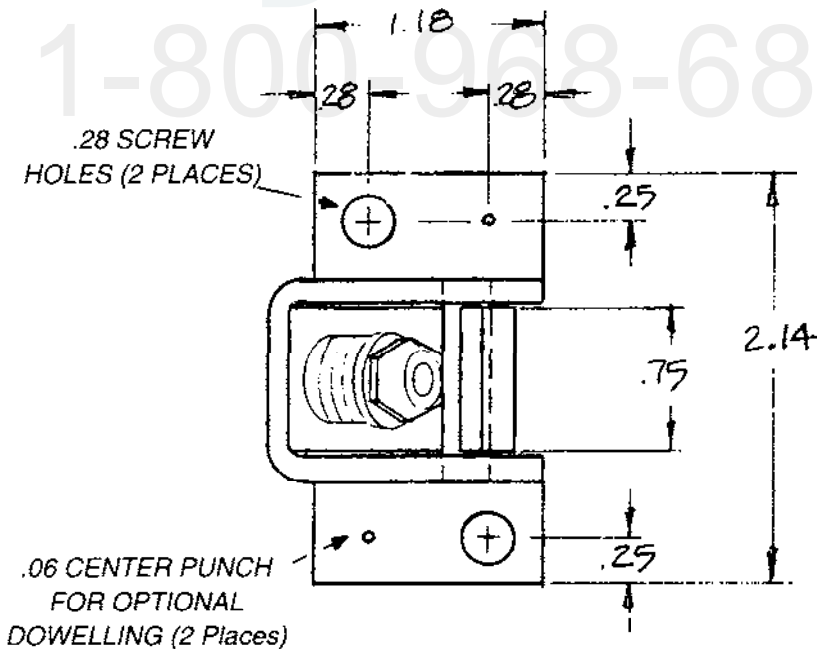
14200 Ironwood Drive, N.W., Grand Rapids, Michigan 49544-1094
Telephone: 800-572-0140 Fax: 616-677-5969



TRACING TEMPLATES



LEVER ARM IS C-1074 ANNEALED WHICH CAN BE ALTERED TO SUIT; THEN SIMPLY TORCH HARDEN FACE FOR WEAR IF SO DESIRED.



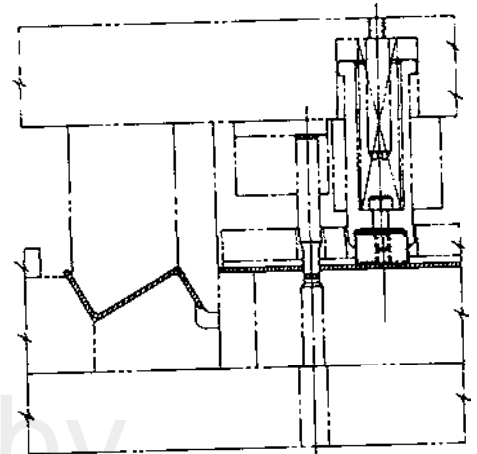

MADE IN U.S.A.

Manufactured by
APPLIED MECHANICS CORP.

14200 Ironwood Drive, N.W., Grand Rapids, Michigan 49544-1094
Telephone: 800-572-0140 Fax: 616-677-5969

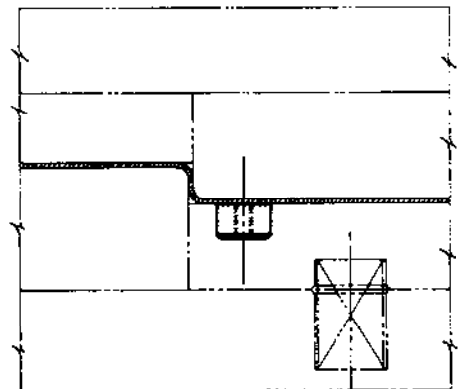
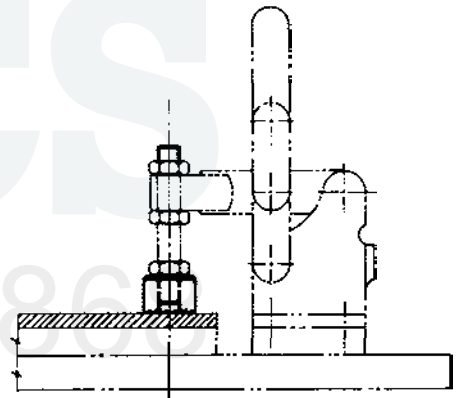
Amcor **GRIPPER BUTTONS**

FOR MANY POSITIVE
STOCK GRIPPING REQUIREMENTS



With these important advantages

- 1** **LOW COST!** Quantity production brings your cost to a fraction of what it costs you to make your own.
- 2** **PRECISION GROUND DIAMETERS** — For easy installation and replacement. (Provided with jack-screw hole for easy removal).
- 3** Manufactured of special alloy steel & hardened for **LONG POINT WEAR.**
- 4** Available in (5) sizes and stocked by distributors nationally and in Canada.



Manufactured by

APPLIED MECHANICS CORP.

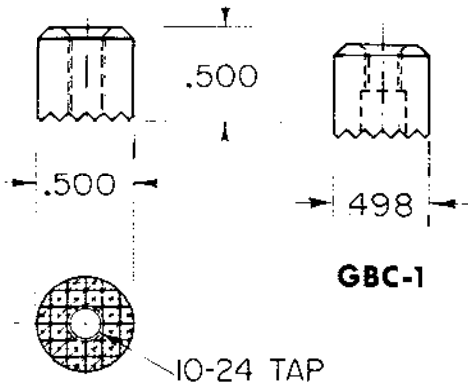
14209 IRONWOOD DRIVE, GRAND RAPIDS, MICHIGAN 49544
616-677-1355 FAX 616-677-5969

SEE REVERSE SIDE FOR TRACING TEMPLATES AND INSTALLATION INSTRUCTIONS

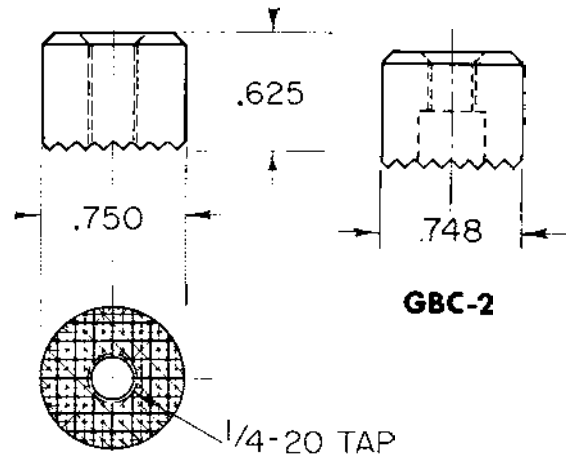


GRIPPER BUTTONS

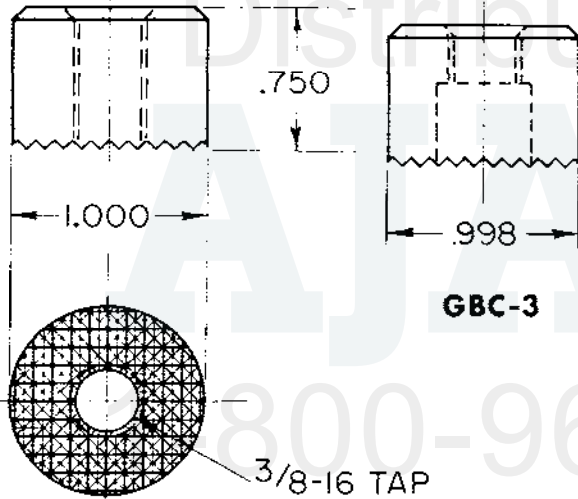
FULL SCALE TRACING TEMPLATES



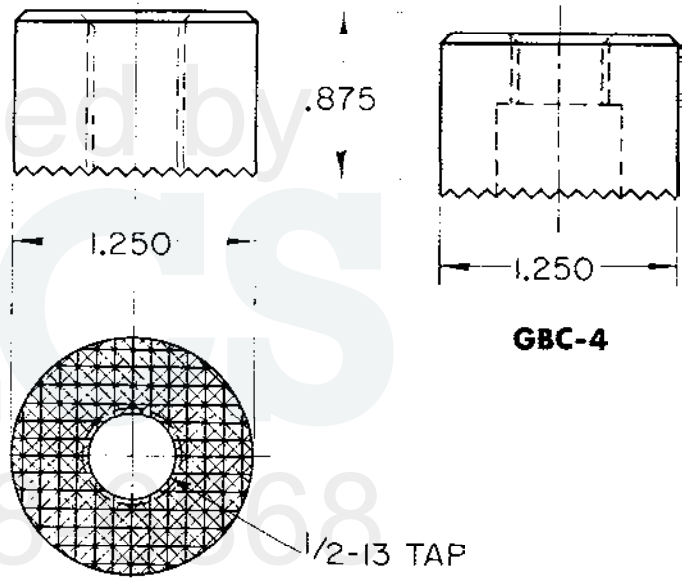
GB-1



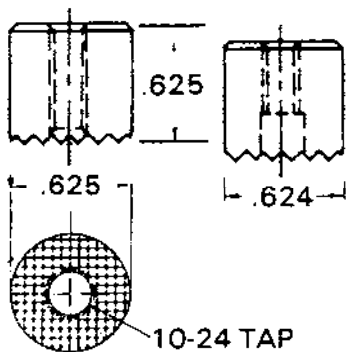
GB-2



GB-3



GB-4



GB-5

GBC-5
COUNTERSUNK
FOR #6 CAP
SCREW

NOTE: AMCOR Gripper Buttons are hardened and Precision ground to specified diameters with tolerances of $+.0002$ to $+.0007$ and lengths are finished to specified dimensions with tolerances of $-.000$ to $+.010$.

SEE SEPARATE PRICE SCHEDULE

GBC SERIES (SAME AS GB SERIES)

DISTRIBUTED BY

APPLIED MECHANICS CORP.

14200 IRONWOOD DRIVE, GRAND RAPIDS, MICHIGAN 49544
616-877-1355

PRINTED IN U.S.A.



STOP

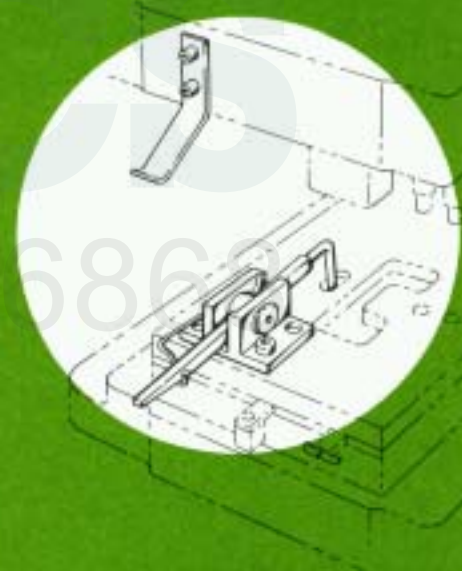
FOR POSITIVE GAGING OF STRIP OR COIL STOCK



U. S. Pat. No. 3,358,539

- ▶ **EASY-TO-FOLLOW INSTALLATION INSTRUCTIONS FURNISHED WITH EACH AUTOMATIC STOP.**
- ▶ **INDIVIDUALLY PACKAGED, INCLUDING LOCK PIN AND SOCKET HEAD MOUNTING SCREWS. TRIP SPRING AND SCREWS FURNISHED.**
- ▶ **STOCKED NATIONWIDE FOR IMMEDIATE DELIVERY.**
- ▶ **RIGHT TO LEFT STOCK ORDER – AS**
LEFT TO RIGHT STOCK ORDER – AS-4L

DISTRIBUTED BY



SEE SEPARATE PRICE SCHEDULE

Manufactured by

APPLIED MECHANICS CORP.

14200 IRONWOOD DRIVE, GRAND RAPIDS, MICHIGAN 49504
816-877-1355 FAX 816-877-5089

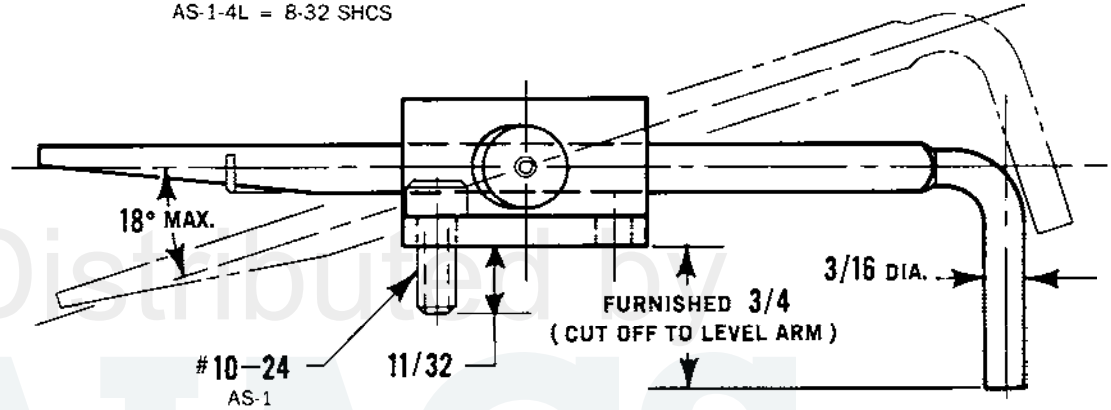
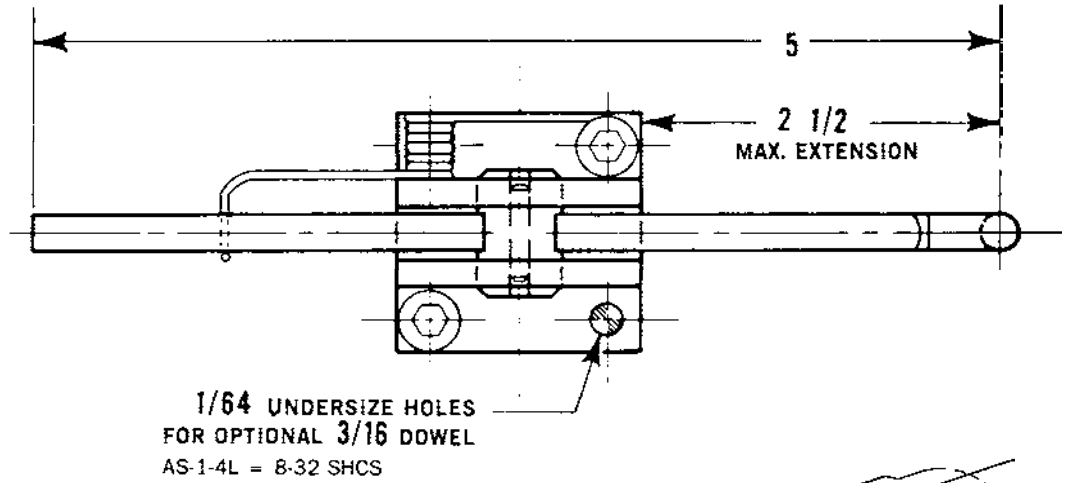
SEE FOLLOWING PAGES FOR FULL SCALE TRACING TEMPLATES

Made in U.S.A.

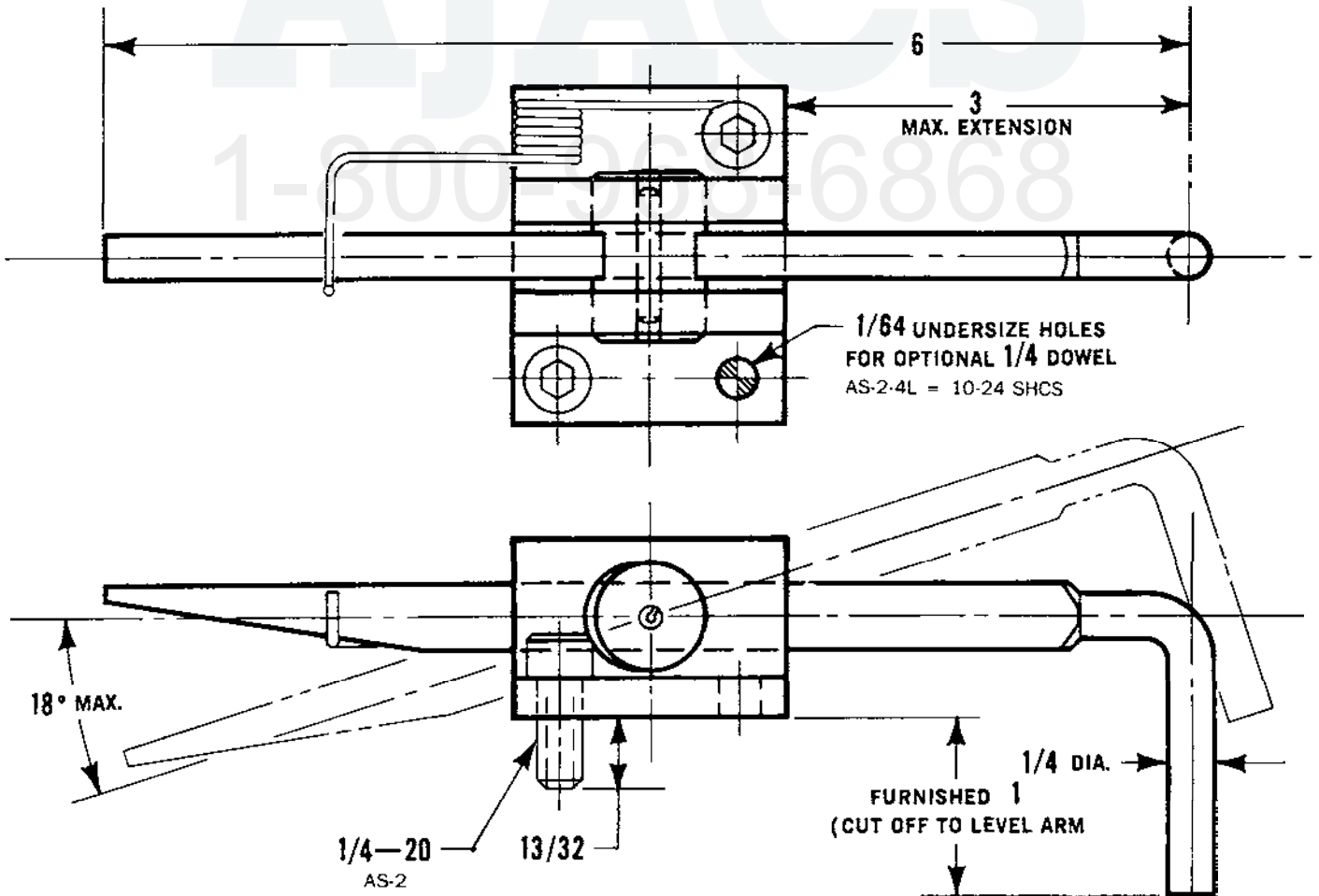
Printed in U.S.A.

AMCOR AUTOMATIC STOP NO. AS-1, AS-1-4L

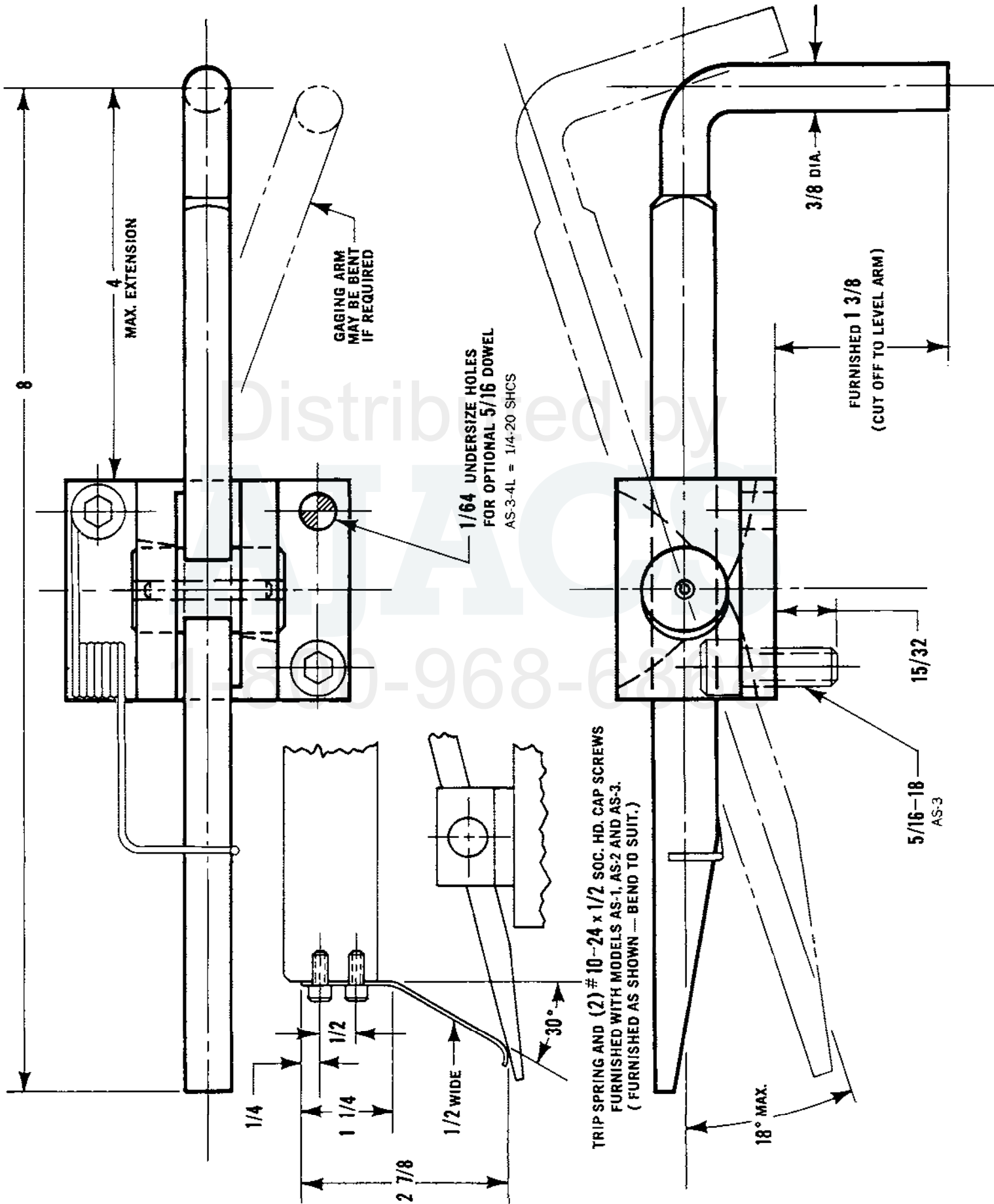
- ◆ MOUNT BASE AT MOST CONVENIENT LOCATION.
- ◆ LOCK GAGING ARM AT EXACT FRONT TO BACK POSITION, BY DRILLING HOLE THRU ARM, (USING HARDENED PIVOT PIN AS DRILL BUSHING), AND INSERT PRESS FIT ROLL PIN.
- ◆ FOR DIE CLEARANCE CONDITIONS, GAGING ARM MAY BE BENT IF REQUIRED. (SEE TEMPLATE FOR AS-3)
- ◆ USE DOWELS WHEN AN ACCURATE GAGING LOCATION IS REQUIRED.
- ◆ CASE HARDEN FINGER END OF GAGING ARM AS REQUIRED.
- ◆ ATTACH TRIP SPRING TO PUNCH OR PUNCH-HOLDER AND BEND TO ADJUST. (APPLIES TO MODELS AS-1, AS-2 AND AS-3)
- ◆ FOR TRIPPING OF MODEL AS-4, SEE TEMPLATE.



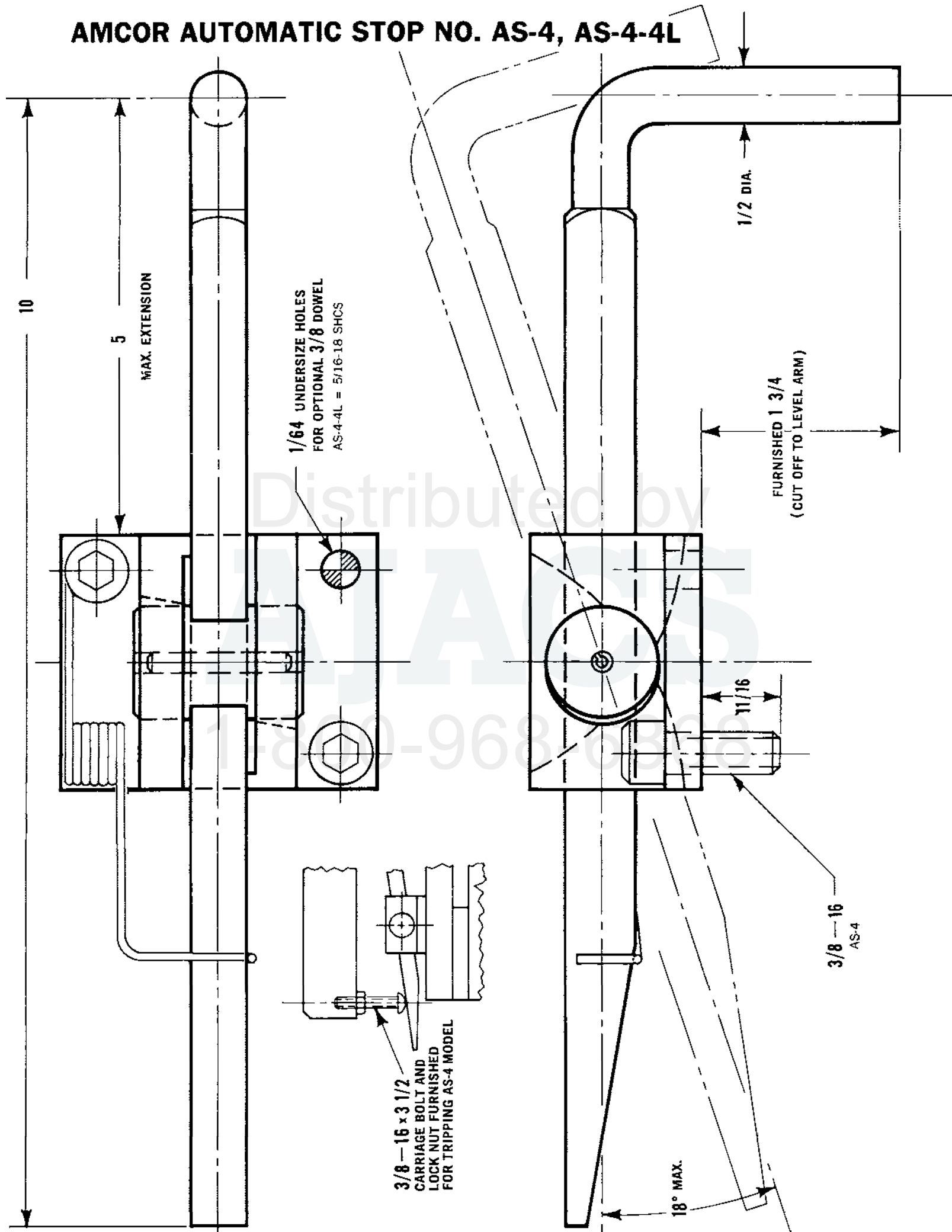
AMCOR AUTOMATIC STOP NO. AS-2, AS-2-4L



AMCOR AUTOMATIC STOP NO. AS-3, AS-3-4L



AMCOR AUTOMATIC STOP NO. AS-4, AS-4-4L





PRIMARY FINGER STOPS

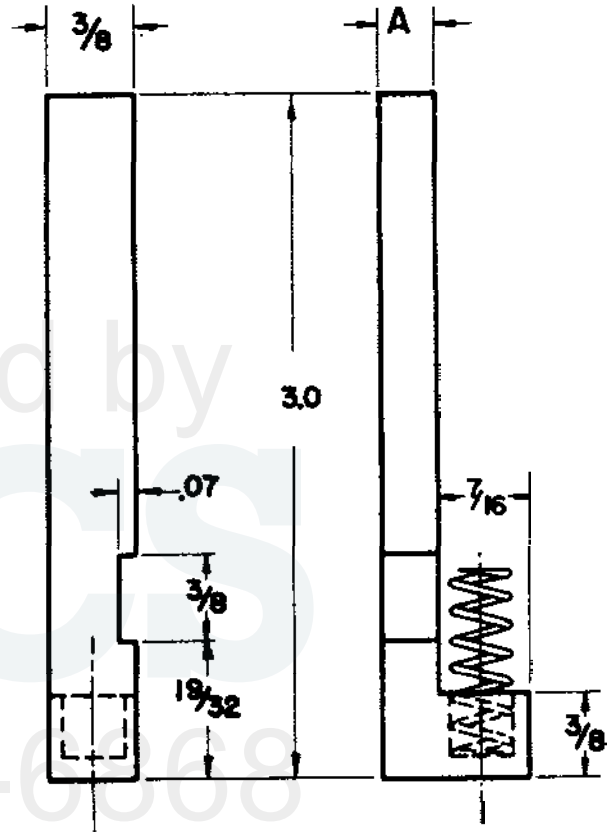
Provided in thicker sizes – to eliminate the expense and bother of making the thicker sizes by hand as in the past.

ITEM NO.	"A" DIMENSION
FS-2	1/8"
FS-3	3/16"
FS-4	1/4"
FS-5	5/16"
FS-6	3/8"

Packed 12 per box, Including Springs

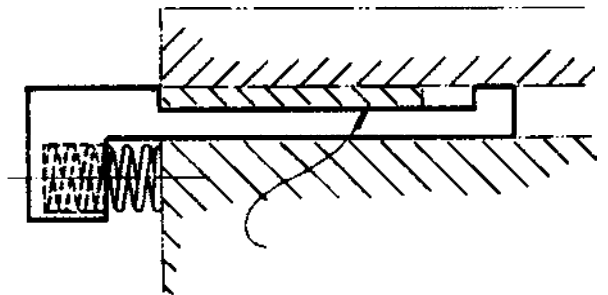
HARDENING NOTE:

AMCOR Primary Finger Stops are manufactured of 1020 C.R.S.



**ORDER BY ITEM NUMBER
SEE SEPARATE PRICE SCHEDULE
DISTRIBUTED BY**

**ALTERNATE METHOD OF RETAINING STOP
(WITHOUT USING PIN)**



MADE IN U.S.A

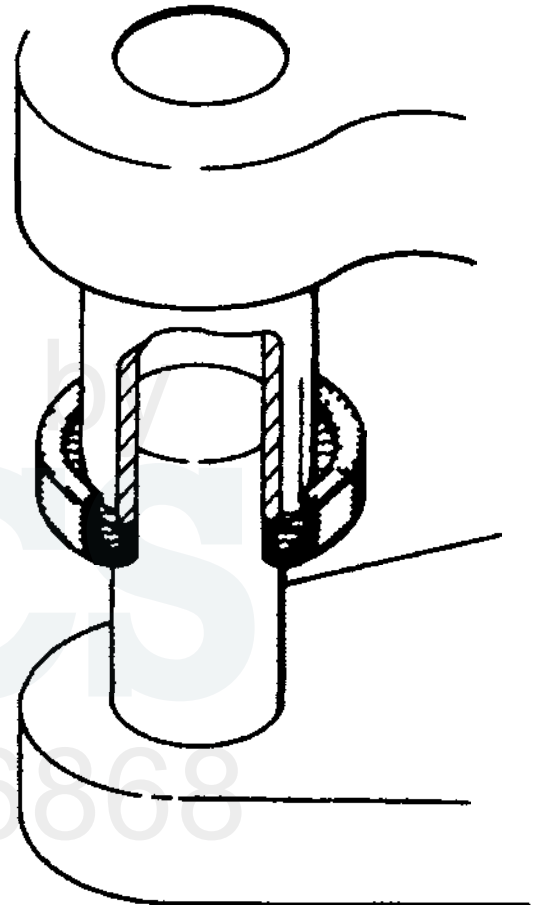
Manufactured by
APPLIED MECHANICS CORP.

14200 Ironwood Drive N.W. Grand Rapids, Michigan 49544-1094
Telephone 800-572-0140 Fax 616-677-5969



Guide Post Oiler

- CONSTANT UNIFORM LUBRICATION
- SOLUTION TO SCORING AND SHEARING
- SAVES ON COSTLY EQUIPMENT
- THOUSANDS OF STROKES TROUBLE FREE
- MADE FROM AN OIL RESISTANT RUBBER COMPOUND



Item No.	Guide Post Size	O.D.*
GPO .625	5/8 DIA.	2.25
GPO .750	3/4 DIA.	2.25
GPO 1.00	1" DIA.	2.25
GPO 1.25	1-1/4" DIA.	2.50
GPO 1.50	1-1/2" DIA.	2.87
GPO 1.75	1-3/4" DIA.	3.12
GPO 2.00	2" DIA.	3.50
GPO 2.50	2-1/2" DIA.	4.25
GPO 3.00	3" DIA.	5.00

*Clearance DIA. Required for Oiler in Die
 NOTE: GPO .750 Can be used on 7/8" post

DISTRIBUTED BY

**ORDER BY ITEM NUMBER
 SEE SEPARATE PRICE SCHEDULE**

MADE IN U.S.A

Manufactured by
APPLIED MECHANICS CORP.

14200 Ironwood Drive, N.W. Grand Rapids, Michigan 49544-1094
 Telephone 800-572-0140 Fax: 616-677-5969



CONVERSION CHART



AUTOMATIC STOP

<i>Amcor</i>	DANLY	<i>Amcor</i>	DANLY	ARM THICKNESS		ARM LENGTH	
	RIGHT HAND		LEFT HAND	<i>Amcor</i>	DANLY	<i>Amcor</i>	DANLY
AS - 1	9-11-6	AS-1-4L	9-12-6	3/16	3/16	5"	5"
AS - 2	9-21-6	AS-2-4L	9-22-6	1/4	1/4	6"	6"
NONE	9-58-6	NONE	9-59-6	-	5/16	-	7 1/2"
AS - 3	9-81-6	AS-3-4L	9-82-6	3/8	3/8	8"	9"
AS - 4	NONE	AS-4-4L	NONE	1/2	-	10"	10"

FINGER STOP

<i>Amcor</i>	DANLY	THICKNESS	WIDTH
NONE	9-31-6	1/16	3/8
NONE	9-41-6	3/32	3/8
FS - 2	9-51-6	1/8	3/8
FS - 3	NONE	3/16	3/8
FS - 4	NONE	1/4	3/8
FS - 5	NONE	5/16	3/8
FS - 6	NONE	3/8	3/8

STOCK PUSHER – ARM STYLE

<i>Amcor</i>	DANLY	VIKING-PLATT
MPR - 12	9-90-6	A-210
NONE	9-95-6	A-211

ECCENTRIC GAUGE STOPS

<i>Amcor</i>	BRICKNER-KROPF
EGS - 1	GS - 0
EGS - 2	GS - 1
EGS - 3	GS - 2
EGS - 4	GS - 3
EGS - 5	GS - 4

PAD RETAINER SPOOLS

<i>Amcor</i>	IEM	<i>Amcor</i>	IEM	<i>Amcor</i>	IEM	<i>Amcor</i>	IEM
PR0-4	106-100R	PR1-4	125-100R				
PR0-5	106-125R	PR1-5	125-125R		162-125R		
PR0-6	106-150R	PR1-6	125-150R		162-150R		187-150R
PR0-7	106-175R	PR1-7	125-175R		162-175R		187-175R
PR0-8	106-200R	PR1-8	125-200R	PR2-8	162-200R	PR3-8	187-200R
PR0-9	106-225R	PR1-9	125-225R	PR2-9	162-225R	PR3-9	187-225R
PR0-10	106-250R	PR1-10	125-250R	PR2-10	162-250R	PR3-10	187-250R
PR0-11	106-275R	PR1-11	125-275R	PR2-11	162-275R	PR3-11	187-275R
PR0-12	106-300R	PR1-12	125-300R	PR2-12	162-300R	PR3-12	187-300R
PR0-13	106-325R	PR1-13	125-325R	PR2-13	162-325R	PR3-13	187-325R
PR0-14	106-350R	PR1-14	125-350R	PR2-14	162-350R	PR3-14	187-350R
PR0-15		PR1-15	125-375R	PR2-15	162-375R	PR3-15	187-375R
PR0-16		PR1-16	125-400R	PR2-16	162-400R	PR3-16	187-400R
PR0-18		PR1-18	125-450R	PR2-18	162-450R	PR3-18	187-450R
PR0-20		PR1-20	125-500R	PR2-20	162-500R	PR3-20	187-500R
PR0-22		PR1-22	125-550R	PR2-22	162-550R	PR3-22	187-550R
PR0-24		PR1-24	125-600R	PR2-24	162-600R	PR3-24	187-600R

AMCOR SPOOLS HAVE A STANDARD THREAD

All AMCOR Pad Retainers are made from 12L14 CRS. They are file hardened to a case depth of .005/.010. The tensile strength is greater than 70,000 PSI, but less than 85,000. The Rockwell rating is C-60 or better.

PAD RETAINER SPOOLS

<i>Amcor</i> TAP 5/16 - 18	IEM TAP 5/16 - 18	<i>Amcor</i> TAP 3/8 - 16	<i>Amcor</i> TAP 3/8 - 16	IEM TAP 3/8 - 16	<i>Amcor</i> TAP 1/2 - 13	<i>Amcor</i> TAP 1/2 - 13	IEM TAP 1/2 - 13	<i>Amcor</i> TAP 5/8 - 11	<i>Amcor</i> TAP 5/8 - 11	IEM TAP 5/8 - 11	<i>Amcor</i> TAP 3/4 - 10
PT0710	106-100R	PR0-04	PT1010	125-100R	PR1-04	PT1111	162-125R		PT1212	187-150R	
PT0711	106-125R	PR0-05	PT1011	125-125R	PR1-05	PT1112	162-150R		PT1213	187-175R	
PT0712	106-150R	PR0-06	PT1012	125-150R	PR1-06	PT1113	162-175R		PT1220	187-200R	PR3-08
PT0713	106-175R	PR0-07	PT1013	125-175R	PR1-07	PT1120	162-200R	PR2-08	PT1221	187-225R	PR3-09
PT0720	106-200R	PR0-08	PT1020	125-200R	PR1-08	PT1121	162-225R	PR2-09	PT1222	187-250R	PR3-10
PT0721	106-225R	PR0-09	PT1021	125-225R	PR1-09	PT1122	162-250R	PR2-10	PT1223	187-275R	PR3-11
PT0722	106-250R	PR0-10	PT1022	125-250R	PR1-10	PT1123	162-275R	PR2-11	PT1230	187-300R	PR3-12
PT0723	106-275R	PR0-11	PT1023	125-275R	PR1-11	PT1130	162-300R	PR2-12	PT1231	187-325R	PR3-13
PT0730	106-300R	PR0-12	PT1030	125-300R	PR1-12	PT1131	162-325R	PR2-13	PT1232	187-350R	PR3-14
PT0731	106-325R	PR0-13	PT1031	125-325R	PR1-13	PT1132	162-350R	PR2-14	PT1233	187-375R	PR3-15
PT0732	106-350R	PR0-14	PT1032	125-350R	PR1-14	PT1133	162-375R	PR2-15	PT1240	187-400R	PR3-16
PT0733		PR0-15	PT1033	125-375R	PR1-15	PT1140	162-400R	PR2-16	PT1242	187-450R	PR3-18
PT0740		PR0-16	PT1040	125-400R	PR1-16	PT1142	162-450R	PR2-18	PT1250	187-500R	PR3-20
PT0742		PR0-18	PT1042	125-450R	PR1-18	PT1150	162-500R	PR2-20	PT1252	187-550R	PR3-22
PT0750		PR0-20	PT1050	125-500R	PR1-20	PT1152	162-550R	PR2-22	PT1260	187-600R	PR3-24
PT0752		PR0-22	PT1052	125-550R	PR1-22	PT1160	162-600R	PR2-24			
PT0760		PR0-24	PT1060	125-600R	PR1-24						

METRIC AND CUSTOM SIZES AVAILABLE

All AMCOR Pat Retainers are made from 12L14CRS. They are file hardened to a case depth of .005/.010. The tensile strength is greater than 70,000 PSI, but less than 85,000. The Rockwell rating is C-60 or better.

AUTOMATIC STOP

<i>Amcor</i>	DANLY	<i>Amcor</i>	DANLY	ARM THICKNESS		ARM LENGTH	
	RIGHT HAND		LEFT HAND	<i>Amcor</i>	DANLY	<i>Amcor</i>	DANLY
AS-1	9-11-6	AS-1-4L	9-12-6	3/16	3/16	5"	5"
AS-2	9-21-6	AS-2-4L	9-22-6	1/4	1/4	6"	6"
NONE	9-58-6	NONE	9-59-6	—	5/16	—	7 1/2"
AS-3	9-81-6	AS-3-4L	9-82-6	3/8	3/8	8"	9"
AS-4	NONE	AS-4-4L	NONE	1/2	—	10"	—

STOCK PUSHER—ARM STYLE

<i>Amcor</i>	DANLY	VIKING-PLATT
MPR -12	9-90-6	A-210
NONE	9-95-6	A-211

ECCENTRIC GAUGE STOPS

<i>Amcor</i>	BRICKNER-KROPPF
EGS - 1	GS - 0
EGS - 2	GS - 1
EGS - 3	GS - 2
EGS - 4	GS - 3
EGS - 5	GS - 4



EQUIVALENCE CHART

APPLIED MECHANICS CORPORATION

14200 Ironwood Drive, N.W., Grand Rapids, Michigan 49544-1094

Telephone: 1-800-572-0141 Fax: 616-677-5969 Email: Amcor@lserv.net

