

# Tanker® XP Series

Distributed by  
**AJACS**  
 1-800-968-6868

## TNK 400

### TNK 400 Features

- Engineered for high performance, long service life.
- Dynamic lubrication circulates oil onto seal surfaces with every stroke.
- Improved service life compared to coil springs.
- Bore seal design for superior contamination resistance.
- Fully adjustable charge pressure.
- Preloaded by gas pressure. Does not require compression in the die to preload.
- Available as self-contained or in a hosed system.
- Variety of mounting options provides flexibility in die design.

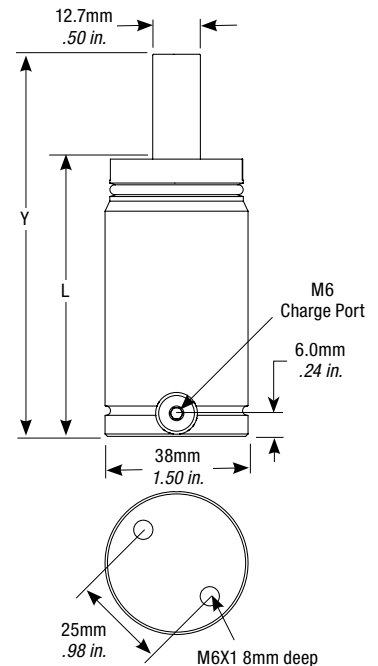
### TNK 400 Specifications

Pressure Medium .....	Nitrogen
Maximum Charging Pressure .....	150 bar/2175 psi
Maximum Operating Temperature .....	80°C/176°F
Maximum Utilized Stroke .....	100%
Maximum Piston Rod Velocity .....	35 m/min 115 ft/min
Seal Kit .....	Part No. 56-072-7000
Charge Fitting .....	Part No. T2-770-T3

### TNK 400 Dimensional Information

Part Number Model x Stroke	Stroke S		Contact Force		Y		L	
	mm	in	N	lbs	mm*	in**	mm	in
TNK 400 x 0.25	6.3	0.25	3940	885	63.5	2.5	57.2	2.25
TNK 400 x 0.5	12.7	0.50			76.2	3.0	63.5	2.50
TNK 400 x 0.75	19.0	0.75			88.9	3.5	69.9	2.75
TNK 400 x 1	25.4	1.00			101.6	4.0	76.2	3.00
TNK 400 x 1.5	38.1	1.50			127.0	5.0	88.9	3.50
TNK 400 x 2	50.8	2.00			152.4	6.0	101.6	4.00
TNK 400 x 2.5	63.5	2.50			177.8	7.0	114.3	4.50
TNK 400 x 3	76.2	3.00			203.2	8.0	127.0	5.00

\*±0.25mm \*\*± 0.010 in.



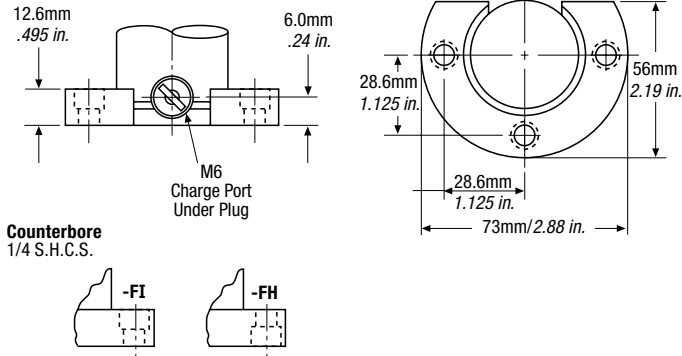
**NOTE:** Bottom mounting threads available in metric only.



# Tanker® XP Series

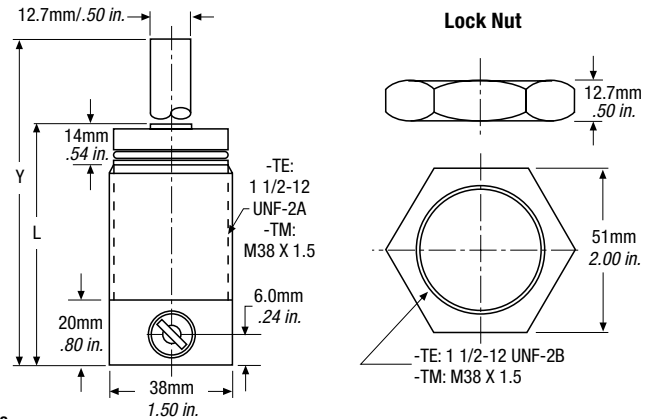
Distributed by  
**AJACS**  
1-800-968-6868

## TNK 400 Flange Mount -FI or -FH



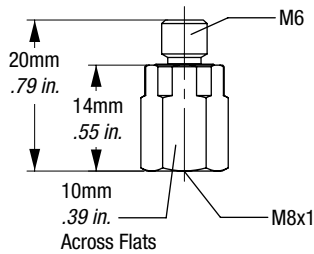
**NOTES:**  
To order, specify -FI or -FH after the drop-in part number.  
To order the flange separately: Flange Part No. 56-072-2002  
Locking Wire Part No. 56-072-2004  
The base of the spring extends past the bottom of the flange when assembled.  
The gas spring will sit flush once it is bolted down. **DO NOT GRIND THE GAS SPRING!**

## TNK 400 Threaded Body -TE or -TM

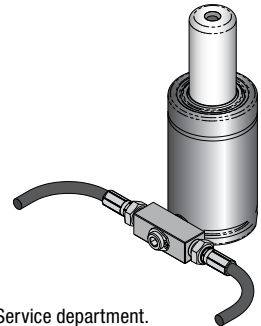
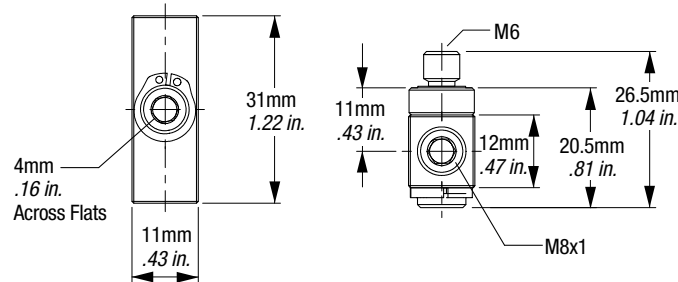


**NOTES:**  
To order, specify suffix -TE for English assembly and -TM for metric assembly.  
One lock nut is included with each threaded body spring.  
To order lock nut separately: English Part No. 56-072-2013; Metric Part No. 56-072-2013M  
The TNK 400-TE or -TM can be threaded into the die gas spring port **from the piston rod end only.**

## Straight Fitting EZ-503763



## 90° Two-Way Adapter EZ-503769



**NOTE:** Other fittings available. Contact the Customer Service department.

## TNK 400 Force Chart (at 150 bar/2175 psi)

in mm	0.00 0.0	0.25 6.4	0.50 12.7	0.75 19.1	1.00 25.4	1.50 38.1	2.00 50.8	2.50 63.5	3.00 76.2
	lbs kN	lbs kN	lbs kN	lbs kN	lbs kN	lbs kN	lbs kN	lbs kN	lbs kN
0.25 in 6.4 mm	885 3.94	1496 6.65							
0.50 in 12.7 mm	885 3.94	1114 4.96	1506 6.70						
0.75 in 19.1 mm	885 3.94	1024 4.55	1220 5.43	1508 6.71					
1.00 in 25.4 mm	885 3.94	986 4.39	1114 4.96	1282 5.70	1510 6.72				
1.50 in 38.1 mm	885 3.94	948 4.22	1025 4.56	1114 4.96	1221 5.43	1512 6.73			
2.00 in 50.8 mm	885 3.94	932 4.15	986 4.39	1046 4.65	1115 4.96	1284 5.71	1513 6.73		
2.50 in 63.5 mm	885 3.94	921 4.10	963 4.28	1009 4.49	1060 4.72	1177 5.24	1324 5.89	1513 6.73	
3.00 in 76.2 mm	885 3.94	915 4.07	949 4.22	986 4.39	1025 4.56	1115 4.96	1222 5.44	1352 6.01	1513 6.73

**NOTE:** All dimensions are nominal. Data shown are typical. Actual data for any particular unit may vary.



10367 Brecksville Road  
Brecksville, OH 44141 USA  
Tel: 1-800-876-4976, 440-526-5900  
Fax: 440-526-6807  
Email: hyson@asbg.com  
www.hysonproducts.com

3100 Mainway  
Burlington, ONT L7M 1A3 Canada  
Tel: 905-331-1311  
Fax: 905-331-1342

Bldv. Rogelio Gonzalez Caballero #500  
Parque Industrial STIVA Aeropuerto  
Apodaca, NL CP 66600 Mexico  
Tel: 5281 8145-0570  
Fax: 5281 8145-0571

©Hyson Products 2009  
TNK4001M0909